

# ReSound Enya™



## Product Description

The ReSound Enya™ Receiver-in-the-Ear (RIE) 62 hearing instruments can be fitted with 4 different power levels: Low Power (LP), Medium Power (MP), High Power (HP), and Ultra Power (UP).

The ReSound Range™ II, chip featuring 2.4 GHz wireless technology, enables the hearing instruments to connect to the complete line of ReSound Unite™ wireless accessories.

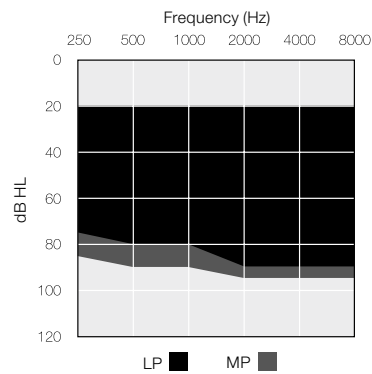
The RIE 62 models have a multi-function push button that allows the user to change programs or control volume. The RIE 62 models support telecoil and Direct Audio Input (DAI).

ReSound Enya RIE 62 can only be configured with the SureFit™ power receivers.

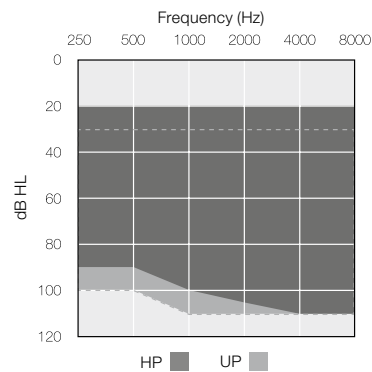
All ReSound Enya RIE 62 hearing instruments are iSolate™ nanotech coated for optimum durability.

Model	EY362-DRW
<b>Device Features</b>	
Battery size	312
Receiver power levels	LP, MP, HP & UP
Colors available	5
<b>Functional Features</b>	
Fully flexible programs	4
SmartStart™	●
PhoneNow™	●
ReSound Unite TV Streamer 2	●
ReSound Unite Remote Control 2	●
ReSound Unite Phone Clip+	●
ReSound Unite Mini Microphone	●
ReSound Control™ app (Phone Clip+ required)	●
<b>Audiological Features</b>	
WARP compression -number of channels	8
Softswitching™	●
Adaptive Directionality™	●
Fixed Directionality	●
NoiseTracker™ II	●
Expansion	●
Windguard™	●
DSF Ultra™ II	●
Auto DFS™	●
Tinnitus Sound Generator	●
<b>Fitting Features</b>	
Fitting software Aventa 3.9 or higher	●
Onboard Analyzer™ II	●
Safe Fitting	●
In Situ Audiometry**	●
Wireless fitting with Airlink™ 2	●
EY362-DRW UP, EY362-DRW HP, EY362-DRW MP, EY362-DRW LP **Except Ultra Power (UP)	

### Fitting Range - Closed



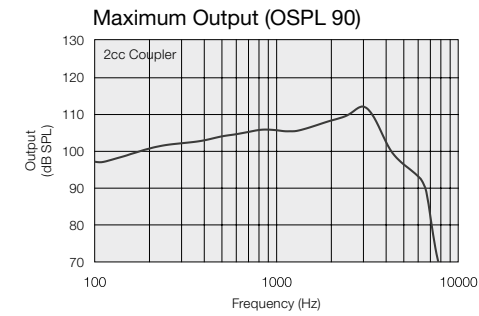
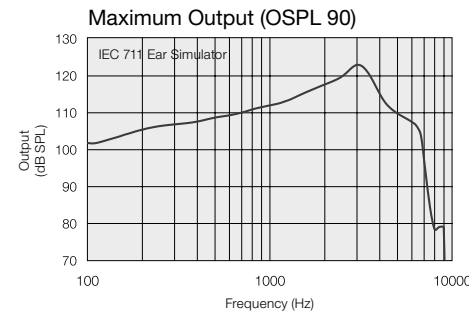
### Fitting Range - Closed



## Technical Specifications

		EY62-DRW (LP)		
		IEC 60118-0 IEC 711 Ear simulator	IEC 60118-7 ANSI S3.22 2cc coupler	
Reference test gain (60 dB SPL input)	1600 Hz/HFA	37	30	dB
Full-on gain (50 dB SPL input)	Max.	61	51	dB
	1600 Hz/HFA	49	42	
Maximum output (90 dB SPL input)	Max.	123	113	dB SPL
	1600 Hz/HFA	115	107	
Total harmonic distortion	500 Hz	0.6	0.5	%
	800 Hz	0.9	0.4	
	1600 Hz	0.9	0.6	
Telecoil sensitivity (1 mA/m input) (62 model only)	Max.	94		dB SPL
	HFA - SPLIV @ 31.6 mA/m (ANSI) (62 model only)	HFA	92	
	Full-on telecoil sensitivity @ 1 mA/m (62 model only)	1600 Hz/HFA	81	
Equivalent input noise, w/o Noise reduction		24	23	dB SPL
1/3 Octave Equivalent input noise, w/o Noise reduction	1600 Hz/HFA	7		
Frequency range (DIN 45605/ANSI)		100-7140	100-7100	Hz
Current Drain		1.3	1.3	mA

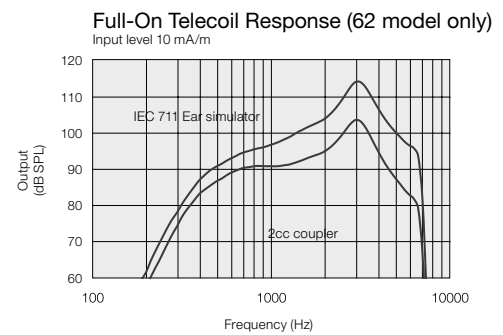
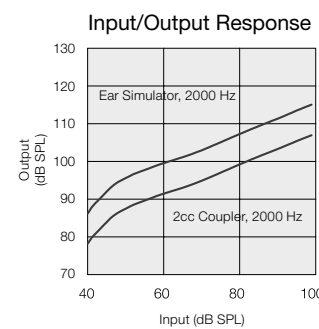
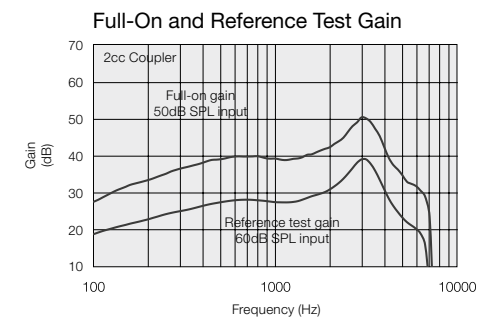
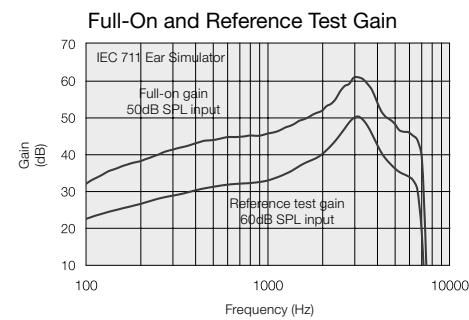
Data in accordance with IEC 60118-0, IEC 60118-7 and ANSI S3.22-2009; supply voltage 1.3 V.



**Notes:**  
O.E.S. = Occluded Ear Simulator  
2cc = 2 cm³ coupler  
Pi = Acoustic input signal

**Basic settings:**  
Full-on Gain, Reference Test Gain  
MPO = Maximum Power Output  
Maximum Band Width

Measured according to IEC 60118-0 1983, amendment 1994; at 1.3 V, impedance 6.2 ohms and 23°C on O.E.S. according to IEC711 1981, resp on 2cc according to IEC60118-7 2nd edition 2005 and ANSI S3.22-2009 (HFA average calculated at 1000 Hz, 1600 Hz and 2500 Hz; 0 dB SPL sound pressure equals 20µPa). All measurements without DSP features activated unless indicated otherwise.



Patents pending

All specifications are subject to change without notice

400460011-US-15.06-Rev.A

## Technical Specifications

		EY62-DRW (MP)		
		IEC 60118-0 IEC 711 Ear simulator	IEC 60118-7 ANSI S3.22 2cc coupler	
Reference test gain (60 dB SPL input)	1600 Hz/HFA	44	35	dB
Full-on gain (50 dB SPL input)	Max.	67	57	dB
	1600 Hz/HFA	56	49	
Maximum output (90 dB SPL input)	Max.	126	116	dB SPL
	1600 Hz/HFA	120	113	
Total harmonic distortion	500 Hz	0.5	0.5	%
	800 Hz	0.9	0.7	
	1600 Hz	1.1	1.1	
Telecoil sensitivity (1 mA/m input) (62 model only)	Max.	99		dB SPL
HFA - SPLIV @ 31.6 mA/m (ANSI) (62 model only)	HFA		96	
Full-on telecoil sensitivity @ 1 mA/m (62 model only)	1600 Hz/HFA	87	81	
Equivalent input noise, w/o Noise reduction		24	23	dB SPL
1/3 Octave Equivalent input noise, w/o Noise reduction	1600 Hz/HFA	12		
Frequency range (DIN 45605/ANSI)		100-7110	100-7040	Hz
Current Drain		1.2	1.2	mA

Data in accordance with IEC 60118-0, IEC 60118-7 and ANSI S3.22-2009; supply voltage 1.3 V.

## Technical Specifications

		EY62-DRW (HP)		EY62-DRW (UP)		
		IEC 60118-0 IEC 711 Ear simulator	IEC 60118-7 ANSI S3.22 2cc coupler	IEC 60118-0 IEC 711 Ear simulator	IEC 60118-7 ANSI S3.22 2cc coupler	
Reference test gain (60 dB SPL input)	1600 Hz/HFA	50	41	62	47	dB
Full-on gain (50 dB SPL input)	Max.	74	64	82	73	dB
	1600 Hz/HFA	61	55	80	63	
Maximum output (90 dB SPL input)	Max.	131	122	137	129	dB SPL
	1600 Hz/HFA	125	118	137	124	
Total harmonic distortion	500 Hz	1.1	0.6	1.6	1.0	%
	800 Hz	2.6	1.0	3.3	1.5	
	1600 Hz	1.0	0.5	0.1	0.1	
Telecoil sensitivity (1 mA/m input) (62 model only)	Max.	106		112		dB SPL
HFA - SPLIV @ 31.6 mA/m (ANSI) (62 model only)	HFA		102		108	
Full-on telecoil sensitivity @ 1 mA/m (62 model only)	1600 Hz/HFA	92	86	111	94	
Equivalent input noise, w/o Noise reduction		25	23	22	21	dB SPL
1/3 Octave Equivalent input noise, w/o Noise reduction	1600 Hz/HFA	11		8		
Frequency range (DIN 45605/ANSI)		100-7080	100-6890	1090-4520	100-4940	Hz
Current Drain		1.3	1.2	1.3	1.2	mA

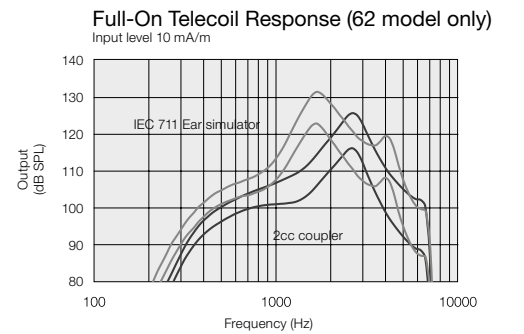
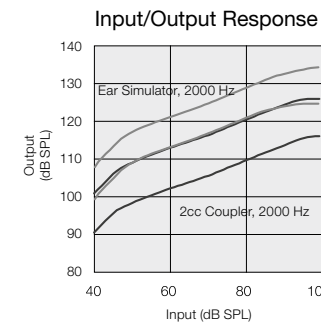
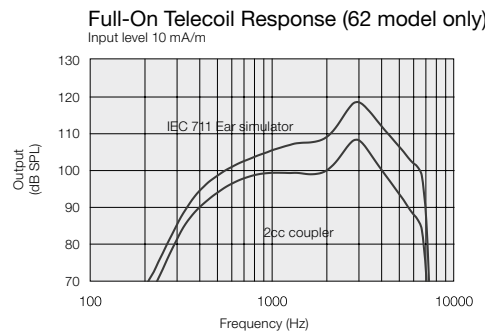
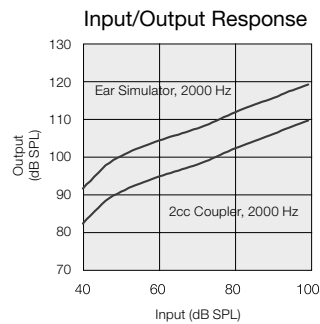
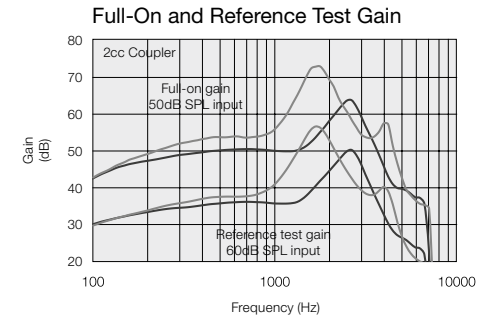
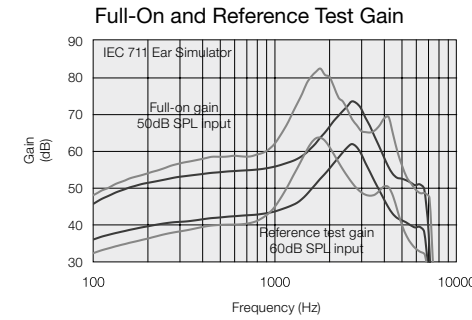
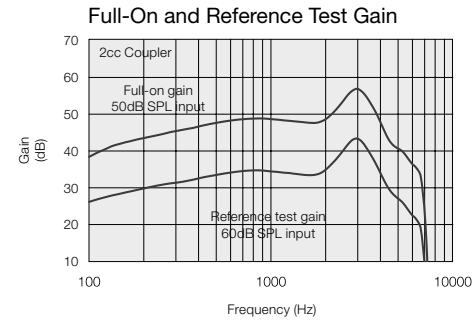
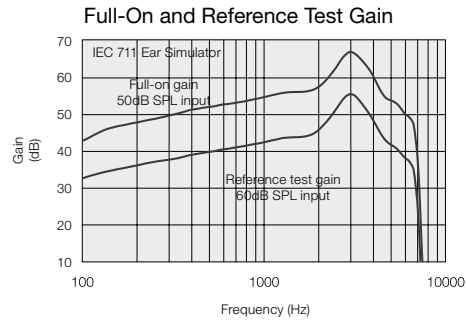
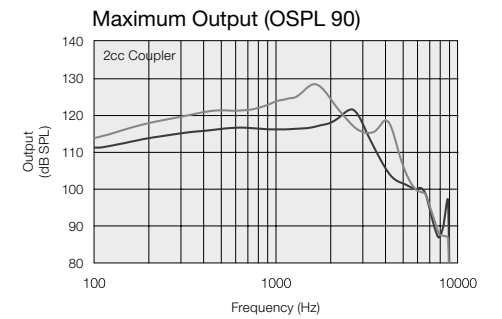
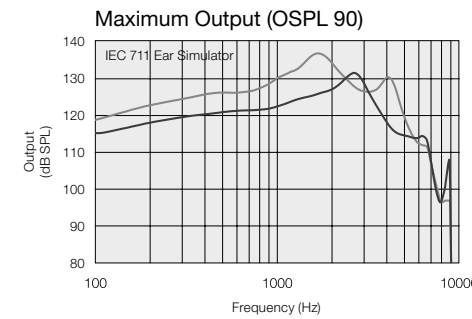
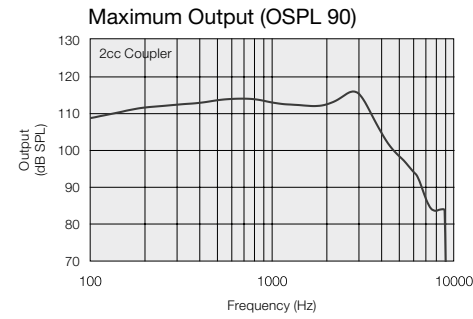
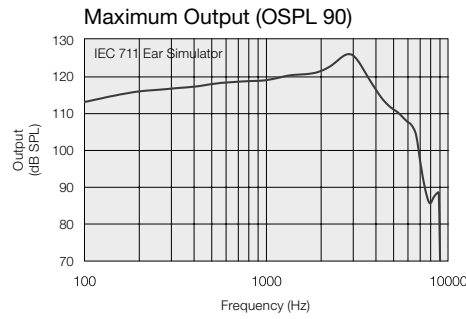
Data in accordance with IEC 60118-0, IEC 60118-7 and ANSI S3.22-2009; supply voltage 1.3 V.

Patents pending

All specifications are subject to change without notice

Patents pending

All specifications are subject to change without notice



HP ■  
UP ■

ReSound

rediscover hearing